

# Canaveral Moonstone



## Presidents Corner



July has certainly arrived, with the morning heat and afternoon showers. To be honest I enjoy the benefits of the afternoon showers. My succulent collection thrives in this weather!



July also brings one of my favorite club activities, our annual open house! I look forward to seeing everyone's creations from the previous year as well as being sparked to creativity! I truly enjoy the opportunity to socialize with some of my favorite people. I am also looking forward to enjoying everyone's snacks! ( □ ) The club will provide beverages for all. So, whether you are bringing snacks, creations or both it is sure to be an enjoyable, business free meeting!

*The Silent Auction is arriving quickly, scheduled for July 10<sup>th</sup> at our club location, 255 East Drive, Melbourne FL 32901. Please visit our website <https://www.canaveral-mgs.com> and click on the silent auction link located at the top of the page for images and additional information on the multitude of items available. Credit to Sharon Jones for all her hard work! In addition, please visit our Facebook as well as our new Instagram pages and share the links to our Silent Auction! Thanks also go to Cheryl Snyder for her recent contributions to our Instagram page!*



Looking forward to seeing everyone on July 7<sup>th</sup> at Front Street Civic center!

Melissa Horan

CMGS President 2021

**Exchange Bulletins are Welcome**

**(All material may be copied unless otherwise noted if credit is given)**

**The Dead Line for the August Moonstone is July 20, 2021.**

**The URL for CMGS web site is: <http://www.canaveral-mgs.com/>**

The **Canaveral Mineral and Gem Society** (CM&GS) is a registered Florida not-profit-corporation approved by the Internal Revenue Service as a tax exempt , organization under Internal Revenue Code section of Florida 501 (c) (7) for the following purposes:

1. For the preservation, support, and promotion of the hobby of Mineralogy and its various forms of allied activities and earth sciences.
2. To dedicate ourselves to the furtherance of the hobby through the exchange of knowledge, experience, and other helpful information among ourselves and other like organizations.
3. To further the education of members and the general public of the hobby by programming talks, discussions, motion pictures, field trips, and the staging of shows and exhibitions.
4. To maintain an active affiliation with the Southeast Federation of Mineralogical Societies and to participate in Federation activities to the fullest extent possible.

### **Goals and Objectives**

5. To promote the spirit of cooperation and fellowship among the membership.
6. To increase our knowledge of rocks and minerals and to explore the mystery and wonder of the earth.
7. To actively encourage members to attend educational classes, workshops, lectures, and demonstrations.
8. To stimulate interest in the earth sciences within the community by providing scholarships to worthy students at all educational levels.
9. To provide the necessary equipment and resources to enable members to develop their interests.
10. To enjoy our hobby and Have Fun!

### **Affiliations**

The Canaveral Mineral and Gem Society is a member of the Southeast Federation of Mineralogical Societies (SFMS) and the American Federation of Mineralogical Societies (AFMS)

### **Meetings and Dues**

Meetings are the First Wednesday of each month (except July and August) at the Melbourne Front Street Civic Center. Meetings start at 7:00 p.m. Visitors are always welcome! Dues are \$30.00. Junior Member dues are \$2.00. Club shop is now located at 255 East Drive, Suite K, Melbourne, FL.

# July 2021

Sun	Mon	Tue	Wed	Thu	Fri	Sat
				1 <i>Open Shop</i> 5:30—9:30pm	2	3
4	5 <i>Open Shop</i> 5:30—9:30pm	6	7 <i>Open Shop</i> 11am-3pm  <b>Meeting at Front Street 7PM</b>	8 <i>Open Shop</i> 5:30—9:30pm	9	10 <i>Open Shop</i> 8:30— 12:30p  <i>Silent Auction</i> 10am—1pm
11	12 <i>Open Shop</i> 5:30—9:30pm	13	14 <i>Open Shop</i> 11am-3pm	15 <i>Open Shop</i> 5:30—9:30pm	16	17 <i>Open Shop</i> 8:30—12:30pm
18	19 <i>Open Shop</i> 5:30—9:30pm	20	21 <i>Open Shop</i> 11am-3pm	22 <i>Open Shop</i> 5:30—9:30pm	23	24 <i>Open Shop</i> 8:30—12:30pm
25	26 <i>Open Shop</i> 5:30—9:30pm	27	28 <i>Open Shop</i> 11am-3pm	29 <i>Open Shop</i> 5:30—9:30pm	30	31 <i>Open Shop</i> 8:30—12:30pm

## Meetings are being held at the Front Street Civic Center

Keep in mind that social distancing and mask wearing are required for the safety of our members due to Covid19.

### Message from our Webbie

**Sharon Jones**

<https://www.facebook.com/Canaveralmgs/>

Please send me pictures of what you've been creating (& if you'd like to sell it, provide a link to your business or business email). Include a description, stone, technique, etc. Let's show people what you can learn as a member of our club.

This is going to help generate interest for our November show. Once I post your picture, I'll send you a link so you can share it with your friends. I'd like to have a new item to show post every couple of days.

Send pics & info to [webiecmgs@gmail.com](mailto:webiecmgs@gmail.com).

**Canaveral Mineral and Gem Society****June 2nd, 2021 Meeting Minutes**

President Melissa Horan opened the meeting Wednesday, June 2nd at 7:06 pm at The Melbourne Front Street Civic Center, Melbourne, FL.

Pat Horan spoke about safely using fire extinguishers and showed a brief film. He said in case of fire, don't panic and always call the fire department even if you think you have the fire under control. They need to check and make sure the fire is completely out. Also, when using a fire extinguisher make sure to spray it at the base of the fire not at the flames. Thanks Pat, lots of good information!

Melissa said she received some sad news that Treasure Coast Rock & Gem Society is closing their doors. Melissa and Dave Wayment drove down to Treasure Coast and checked out the equipment for sale. The Board was sent a list of equipment and after phone calls and discussion voted to purchase the equipment and supplies from Treasure Coast for a total of \$1500.00. Most of the equipment will be sold to make a profit. Some of the equipment purchased are desks, 6 wheel cabbing machine, new cab king, filing cabinets, many rocks, bookcases, dot pot, old faceting machine, small slabs, drill press holder, tumblers, slab saw, lots of motors, etc. Volunteers needed this Saturday to drive to Treasure Coast and bring the equipment back to the club. A committee will go through the equipment and decide what work needs to be done and the value of the equipment. The purpose will be to generate as much income as possible.

Our July meeting will be an open house with show and tell. Please bring things you have made and also bring snacks. We're looking forward to a fun and educational meeting!

Secretary, Mary Kinberg – Melissa asked if there were any corrections or additions to the May minutes. As there were none, the minutes were approved as written in the Moonstone.

Treasurer, Liz Ritter – Liz paid current bills and reimbursed other fees and made deposits. She paid \$1500 to Treasure Coast Rock and Gem with \$500 refundable deposit. She also deposited \$1170 from Dolly's Auction. Great job on Dolly's Auction!!

Education Chairman, Dave Wayment – Dave is going to email info for single piece competition for Parade of Gem (POG). This information includes templates and has info for beginning to advanced competition. The POG Grand Prize will be a wearable piece of jewelry. All members can vote at the November meeting. The winner can be reimbursed for grand prize; the grand prize is given out at the POG. Other members that are in the competition usually donate their pieces. Tickets are sold at POG for Grand prize pieces. They raffle off the prizes.

Membership Chairman, Kathie Burnette - we are holding at 116 members

Due to moving, Hannah will not be able to be in charge of the Parade of Gems this year. Dave Wayment has stepped up to take over the POG and will be calling on people to help out. Please volunteer and help Dave to make this a successful POG. Thanks Dave for taking over the POG!! This will be the 48<sup>th</sup> Parade of Gem.

Dave Jacobson spoke on Native Copper, a minor copper ore since it is rarely found in large enough quantities to make it worth mining. It's primarily used as a mineral specimen.

Show and Tell: Art DeLaurentis shared three amazing pendants that he made- one titanium coated durzi, one intarsia malachite boat pendant and one intarsia sailing ship pendant. He also made two beautiful rings. Sharon made an amazing stone on stone pendant with leaves around the setting. Scott Bellinger shared samples of Native Copper. Dave Jacobson shared 3 beautiful pronged pendants that he made, two were of bright blue sea glass and one was black. Mary Kinberg and Mike McKeon took Scott Bellinger's cab class and displayed the impressive cabs they made in class. Thanks Scott for teaching class and thanks to everyone that has shared their wonderful work and given us all lots of ideas.

Secretary, Mary Kinberg

Show and Tell from June 2, 2021 Meeting



Sharon's



Scott's



Dave J.



Art



## Bench Tips by Brad Smith

### Work Smarter & Be More Productive With Brad's "How To" Jewelry Books

[Amazon.com/author/bradfordsmith](https://www.amazon.com/author/bradfordsmith)

#### SEPARATING DISCS

Separating Discs (also called Cutoff Wheels) are inexpensive and do a great job cutting or shaping steel. You can use them to sharpen tool points, cut piano wire to length, make slots, and sharpen worn drills. Other uses include modifying pliers and making your own design stamps.

My preference is the one inch diameter size. Be sure to hold the wheel firmly so nothing moves to break the disc, and definitely wear your safety glasses. Those are little flakes of steel coming off the disk.

BTW - Separating Discs are rather poor at soft metals like copper, silver and gold. Soft metals clog up the cutting edges.



Solve Your Jewelry Making Problems With Brad's "How To" Books

[www.amazon.com/author/bradfordsmith](https://www.amazon.com/author/bradfordsmith)

## Rock Of The Month – Lapis Lazuli

By Dave Jacobson

This month we will take a brief look at an interesting blue rock, lapis lazuli, a sodium calcium aluminum silicate. Lapis lazuli is a rock composed of the mineral lazurite and several other minerals. The mineral lazurite  $(\text{Na,Ca})_8\text{Al}_6\text{Si}_6\text{O}_{24}(\text{S}, \text{SO}_4)$  sodium calcium aluminum silicate sulfur sulfate, makes up 25 to 40% of the rock, other minerals can include augite, calcite, diopside, enstatite, mica, hauynite, hornblende, nosean, sodalite and/or pyrite. The sulfur in the lazurite is the element responsible for the blue color. The blue color is more evenly distributed in the better specimens. Pyrite is always present in lapis. Pyrite provides little golden flecks thru out good lapis. Lapis is a rare metamorphic rock. It is formed by the interaction of granite like magma with metamorphosed limestone's. The two major areas where lapis lazuli is mined are Afghanistan and Chile. Lapis is also found in Angola, Russia, Burma (Myanmar) Canada and Pakistan. In the USA it is found in California and Colorado.

Lapis has been mined for over 6000 years. Lapis used for jewelry as well as other types of lapidary work, including carving. It has also been used as ornamental stone in construction. Ground up lapis was used in the manufacture of the pigment ultramarine until 1828 when another process was developed to produce ultramarine.

Lapis is most always found as massive material, although the mineral lazurite is in the cubic system. Color is typically blue, sometimes greenish blue, sometimes violet. It has a conchoidal grainy fracture. Streak is blue. Hardness is 5 to 6. Specific Gravity is 2.5 to 3. Care should be taken with lapis lazuli as high pressure, high temperature, acids and alkalies can damage it. Do not wear lapis rings when doing household work

The name lapis lazuli came into use in the middle ages. It's name came from the Latin word *lazulus* meaning "blue stone". *Lazulus* was derived from the Persian *lazhuward* which means "blue" and the Arabic *lazaward* which means, "heaven", "sky" or "blue"

I used the following reference materials in preparing this article:

*A Field Guide to Rocks And Minerals* by Frederick H. Pough.

*Mineralogy For Amateurs* by John Sinkankus.

Simon & Schusters Guide to Rocks And Minerals.

*Gemstones Of The World* by Walter Schumann.

*Minerals Of The World* by Walter Schumann

*The Audubon Society Field Guide To North American Rocks And Minerals* by Charles W. Chesterman.

*Gems, Crystals, & Minerals* by Anna S. Sofianides , George E. Harlow and George W. Robinson, Ph. D.

*Amethyst Galleries Mineral Gallery* on the Internet at <http://mineral.galleries.com>.

1999-2000 <http://www.britannica.com>

Microsoft® Encarta® Encyclopedia 99



## Up coming mineral and gem shows

### Nov 14—15 Canaveral Mineral and Gem Society

**The Canaveral Mineral & Gem Society will present its 46th annual "Parade of Gems" Show & Sales**

Location: Melbourne Auditorium 625 East Hibiscus Blvd. , Melbourne, FL 32901

Action: 40+ dealers displaying & selling Jewelry, Gems, Minerals, Crystals, Fossils, Tools, Rocks and Slabs

Admission: \$5.00 Donation

Information: <http://www.canaveral-mgs.com>.

Dealer Setup: November 13; Noon to 6:00pm followed by Member & Dealer Dinner.

### **November 20 – 21, 2021; West Palm Beach, FL**

Gem, Mineral Jewelry, Bead and Fossil Show

Gem & Mineral Society of the Palm Beaches

Sat: 9AM-6PM; Sun: 10-5PM

South Florida Fairgrounds, Expo Center East,

9067 Southern Blvd., West Palm Beach, FL 33411

Over 70 dealers, Demonstrations, Exhibits, Geode Cracking, Gemstone Mining, Spin-the-Wheel Game, Kiddie Korner, Face & Rock Painting, Grand Prize Drawing, Door Prizes and several other drawings, Speakers, FREE Parking

Adults/Seniors \$9; Children under 12 free; 2-day pass \$14; see website for \$1 off coupon

---

## SILENT AUCTION - Saturday, July 10, 2021

At our Silent Auction, you'll find a variety of items such as cabbing machines, tumblers, a faceting machine, slab saw, display cases, old rough stock, tools, beading supplies, etc. Please see our website at for more information.

**The Auction is Saturday, July 10, 2021, early viewing at 10am on July 10**

**Join us at our shop at 255 East Drive, Suite K, Melbourne, FL 32904.**

Sorry, no early bids in order to be fair to everyone. Bids must be submitted in person.



The SFMS Wildacres Workshops are online. Please go to [sfmsworkshops.org](https://sfmsworkshops.org) for class descriptions and instructor bios. Below is a list of classes. They're starting to fill up, so don't wait too long.

## **William Holland has been cancelled for 2021**

### **SFMS Wildacres Workshops**

**8/23-29/21 & 9/13-19/21**

#### **August 23-29, 2021**

Janson Hamilton - Silver II - Filigree  
Cindy Moore - Metal Mania  
Jeff Sheer - Special Projects  
Morning Sherrod - Southwest Silver  
Rowan Morgan - Wire Wrap  
Bill Harr - Casting

#### **September 13-19, 2021**

Chuck Bruce - Silver III - Inlay II  
Cindy Moore - Metal Mania  
Mary Lou Hillenbrand - Chain  
Bill Harr - Casting  
Jerri Heer - Gem Trees  
Tom Slavicek - Leather

For more information contact the SFMS WA-Registrar:

Claudia Erwin

[registrarwildacres@gmail.com](mailto:registrarwildacres@gmail.com)

or Call: 865-973-1933

## **Announcing**

### **CM&GS Single Piece Competition**

We will again be holding a single Piece competition open to all CM&GS members. This is your chance to show off your skills. The last day to turn in a completed piece will be Saturday October 23, 2021 at noon. The pieces will be judged by David Wayment and Leslie Wayment, both AFMS Judges. You will receive a written report from the judges about your piece, with attention to how you may improve your skills.

You may enter one level in each division, either Beginner or Advanced. If you have previously placed first in the beginner division, you may not enter it again and must move on to the advanced division.

Sharon Jones will collect the finished pieces to deliver to the judges without identification on them. The pieces will be on display during the Parade of Gems, November 13-14, 2021. Vouchers for prizes will be awarded that have to be used at any of our dealer booths before the end of the show.

#### **Beginning Metalsmith**

A bezel set ring with a 10x14mm stone. The stone may be a commercial stone and the exhibitor does not have to cut the stone. It should be constructed of Sterling Silver and may contain other metals for accents.

#### **Advanced metalsmith**

Construct a signet ring containing a square or rectangular top with a stone, metal relief or engraving. It should be constructed of Sterling Silver and may contain other metals for accents.

#### **Beginning Cabochon**

An 18x13 oval made from a 'Picture' type Jasper. Size will be judged against a template.

#### **Advanced Cabochon**

An unmounted, wearable, pendant size sail shaped cabochon made from Agate. See attached template examples for examples of sail shape. No exact dimensions required.

**Beading**

Make a necklace that incorporates Peyote stitch, either even or odd count. It must contain either 2 sizes or types of beads.


**Beginning Faceting**

Standard Round Brilliant with Horizontal Split Mains

This is a beginner pattern that is especially good with larger stones. Your stone must be a minimum of 8mm and not larger than 20mm. It contains 73 facets and 16 girdle facets. The pattern is provided. See Details on page 13.

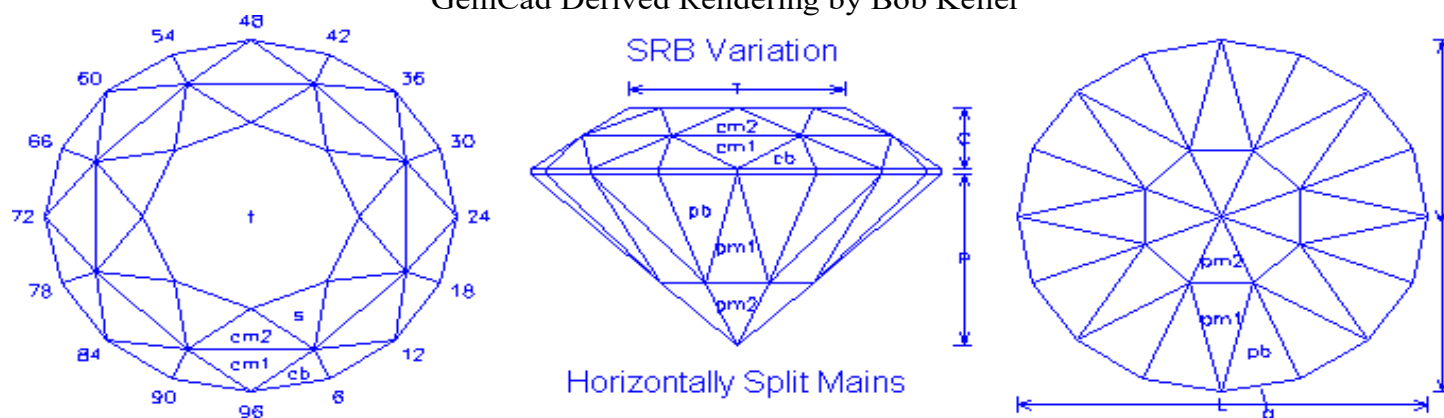
**Advanced Faceting**

The pattern is Memory by Jeff R Graham and is provided. It is an intermediate level design. It produces an 8 sided stone. Your stone must be a minimum of 10mm and not larger than 20mm. This pattern contains 81 facets and 8 girdle facets. It is best cut using light colored stones. NOTE: Cut the intermediate facets to centerpoint. They won't all cut to the [girdle](#). Just at the corners, cut all the way out to the points on the girdle. See Details on page 14.



# Standard Round Brilliant with Horizontally Split Mains

GemCad Derived Rendering by Bob Keller



## SRB Variation with Horizontally Split Mains

Angles for R.I. = 1.54

8-fold, mirror-image symmetry

$L/W = 1.000$   $T/W = 0.528$   $T/L = 0.528$   $P/W = 0.487$   $C/W = 0.172$

$Vol./W^3 = 0.227$

73 facets + 16 facets on girdle = 89

96 index

$H/W = (P+C)/W+0.02 = 0.680$   $P/H = 0.717$   $C/H = 0.253$

Brightness at 0 degrees tilt for R.I. = 1.54

COS = 34.7% ISO = 38.2%

### Pavilion

pb	47.00	03-09-15-21-27-33-39-45-51-57-63-69-75-81-87-93	Cut to temporary center point
g	90.00	03-09-15-21-27-33-39-45-51-57-63-69-75-81-87-93	Cut to meet pb
pm1	45.00	96-12-24-36-48-60-72-84	Cut to meet pb,g
pm2	43.00	96-12-24-36-48-60-72-84	Cut to meet pb, pm1

### Crown

cb	47.00	03-09-15-21-27-33-39-45-51-57-63-69-75-81-87-93	Cut to meet g - level girdle
cm1	38.00	96-12-24-36-48-60-72-84	Cut to meet cb,g
cm2	34.00	96-12-24-36-48-60-72-84	Cut to meet cb,cm1
s	25.00	06-18-30-42-54-66-78-90	Cut to meet cb,cm1,cm2
t	0.00	Table	Cut to meet s,cm2

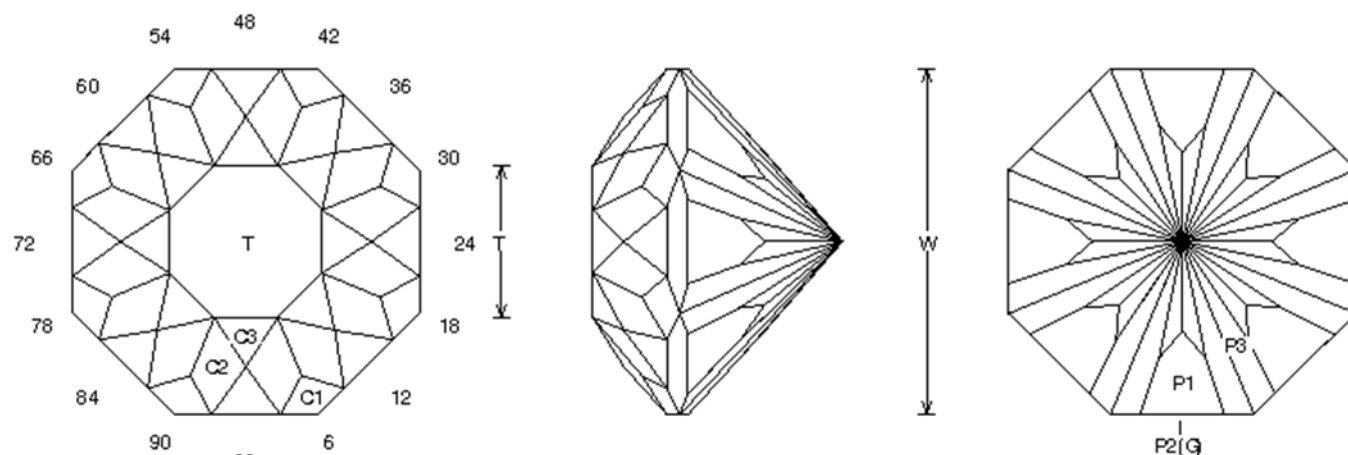
This variation of the SRB doubles the number of main facets from 8 to 16 by splitting them horizontally with the pairs of mains cut at the same index but different angles. The mains can be split on the pavilion only, crown only, or both. Adding more facets by splitting the mains increases the scintillation and is one way of adapting or scaling the SRB for use with larger stones.

The [SRB Variation with Horizontally Split Mains Design File](#) is available for GemCad users.



# Memory by Jeff R. Graham

[Check out the "Memory" Fire House Mug](#)



**Memory - designed by Jeff R. Graham [jeff@faceters.com](mailto:jeff@faceters.com) ©2003**

Angles for R.I. = 1.54

81 facets + 8 facets on girdle = 89

8-fold, mirror-image symmetry

96 index

$L/W = 1.000$   $T/W = 0.440$   $T/L = 0.440$

$H/W = 0.720$

$Vol./W^3 = 0.269$

Brightness at 0 degrees tilt for R.I. = 1.54

81.4% Light Return

## Pavilion

P1	42.50	96-12-24-36-48-60-72-84	Cut to center point.
P2(G)	90.00	96-12-24-36-48-60-72-84	Cut to meet P1.
		01-05-07-11-13-17-19-23-25-29-31-35-37-41-	
P3	41.00	43-47-49-53-55-59-61-65-67-71-73-77-79-83-85-89-91-95	Cut to center point.

## Crown

C1	42.00	96-06-12-18-24-30-36-42-48-54-60-66-72-78-84-90	Cut to meet P3... <b>See Note.</b> Cut to meet girdle.
C2	38.00	04-08-16-20-28-32-40-44-52-56-64-68-76-80-88-92	Cut to meet girdle.
C3	32.00	96-12-24-36-48-60-72-84	Cut to meet C1.
T	0.00	Table	Cut to meet C2,C3.

**Club contacts**

**President:** Melissa Horan 1178 Firthview Dr, Melbourne, FL 32935, (321)960-4134

**Vice President:** Nancy Stark, 1610 Sutschek St. NE, Palm Bay, FL 32907, (321)749-7675

**Secretary:** Mary Kinberg, 245 Hedgecock Ct., Satellite Beach, FL 52937, (321)223-4260

**Treasurer:** Liz Ritter, PO Box 500827, Malabar, FL 32950, (321)544-2036

**Bulletin Editor:** Shannon Byrd, 2225 Ladner Rd. NE, Palm Bay, FL 32907, (321)541-7230

**Membership Chairman:** Kathie Burnette, 554 Veracruz Blvd, Indialantic, FL 32903, (321) 693-9719

**Education Chairman:** Dave Wayment, PO Box 780791, Sebastian, FL 32978, (772)532-6432

**Corresponding Secretary:** Lynn McKinney, 3537 Sparrow Ln, Melbourne, FL 32935, (321)427-24460

**Board of Directors 3yr:** Keith Stokes, 601 Georgia Ave., Melbourne, FL 32901, (321)266-8707

**Board of Directors 2yr:** Dave Jacobson, 672 Manor Place, West Melbourne, FL 32904, (321)676-4306

**Board of Directors 1yr:** Mark Heathman, 4166 Mockingbird Dr., Melbourne, FL 32934, (321)253-2856

**Board of Directors (Past President) 1yr:** Don Mc Lamb, 570 Seabreeze Dr, Indialantic, FL, 32903, (321) 723-2592

**Librarian:** Sue Diebel, 35 Sapphire St. Melbourne, FL 32904, (321)704-3198

**Bulletin Editor**

Shannon Byrd

2225 Ladner Rd NE

Palm Bay, FL 32907

Email: shannonb787@gmail.com

The Canaveral Mineral and Gem Society meets the First Wednesday of each month at the Front Street Civic Center, Melbourne, Florida. The time of the Meeting is 7:00PM . Visitors are always welcome.

**CANAVERAL MINERAL & GEM SOCIETY**  
**NEWSLETTER: MOONSTONE**